

HA13173AH

Multiple Voltage Regulator for Car Audio

REJ03F0227-0100

Rev.1.00

Jan 16, 2007

Description

The HA13173AH is a multiple voltage regulator for car audio system. This IC has 5.0 V output for a microcontroller, 3.3 V output for a Digital Signal Processor, 8.0 V output for CD driver, 8.4 V output for audio control, 8.4 V output for illuminations, and high side switch output for external output.

The HA13173AH also has FREG that is possible to control external PNP transistor. It is adjustable output voltage by changing an external resistor.

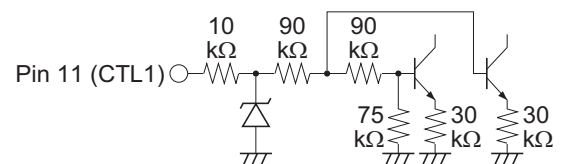
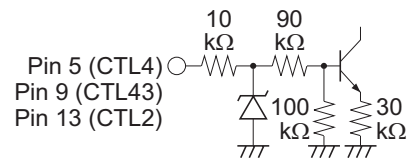
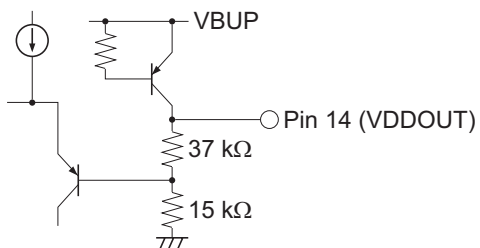
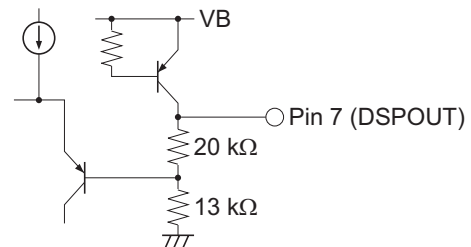
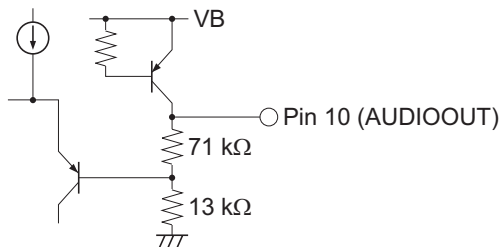
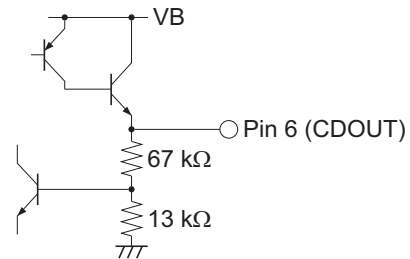
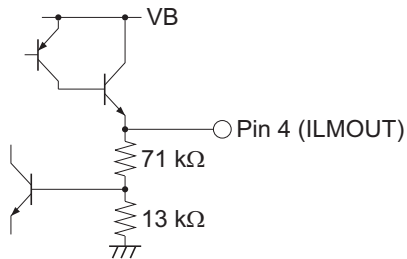
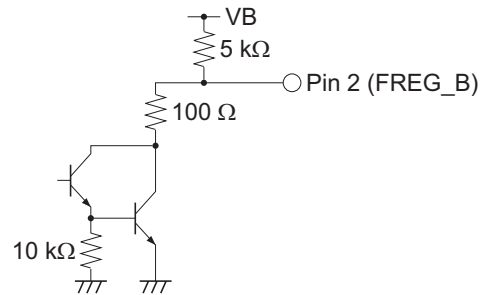
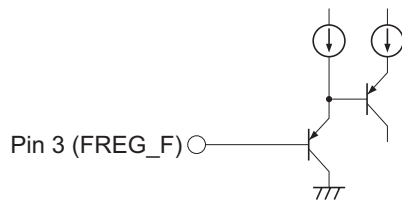
Functions

- Standby current is 100 μ A max.
- The Vdd output for microcontroller has backup function, by independent power supply line.
- Low saturation output (PNP output) used for audio output.
- Output current limit circuit to avoid device destruction caused by shorted output, etc.
- High surge input protector against VB and VBUP.
- Built in a thermal shutdown circuit to prevent against the thermal destruction.
- The package is PRSS0015DA-C (SP-15TGV).

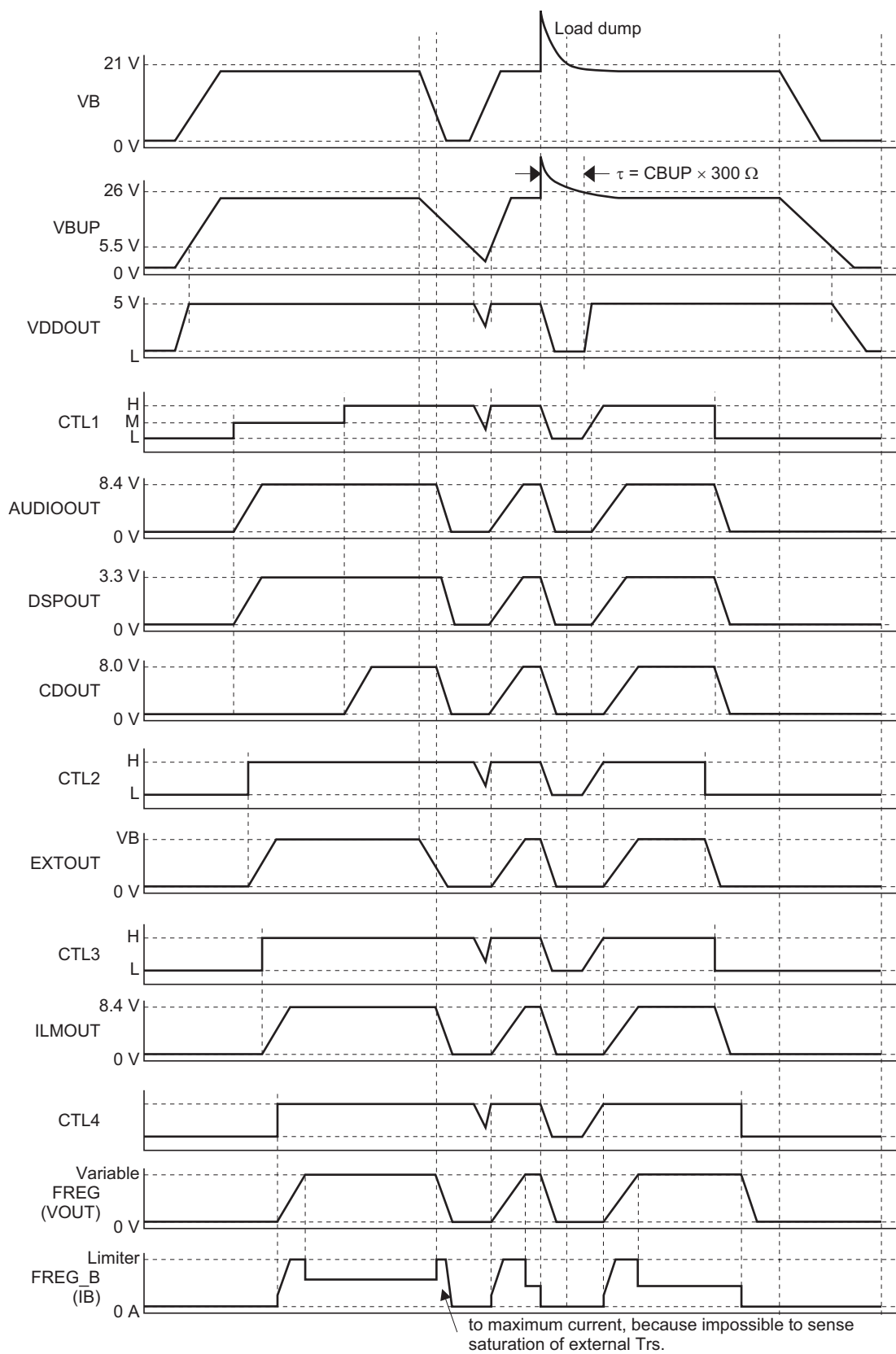
Pin Description

Pin No.	Pin Name	Specification	Protection			
			Normal	TSD ON	VB = 24 V	VB = 50 V
1	GND	Ground	—	—	—	—
2	FREG_B	External transistor bias operation	Available	Available	Off	Off
3	FREG_F	FREG feed back terminal	Available	Available	Off	Off
4	ILM OUT	8.4 V output for ILM/500 mA max	Available	Off	Off	Off
5	CTL4	FREG control terminal	Available	Available	Not available	Not available
6	CD OUT	8.0 V output for CD/1.3 A max	Available	Off	Off	Off
7	DSP OUT	3.3 V output for DSP/250 mA max	Available	Off	Off	Off
8	VB	Battery	—	—	—	—
9	CTL3	ILM control terminal	Available	Not available	Not available	Not available
10	AUDIO OUT	8.4 V output for AUDIO/500 mA max	Available	Off	Off	Off
11	CTL1	DSP, CD, AUDIO control terminal	Available	Not available	Not available	Not available
12	EXT OUT	High side output/600 mA max	Available	Off	Off	Off
13	CTL2	EXT control terminal	Available	Not available	Not available	Not available
14	VDD OUT	5.0 V output for microcontroller	On	On	On	Off
15	VBUP	Back up	—	—	—	—

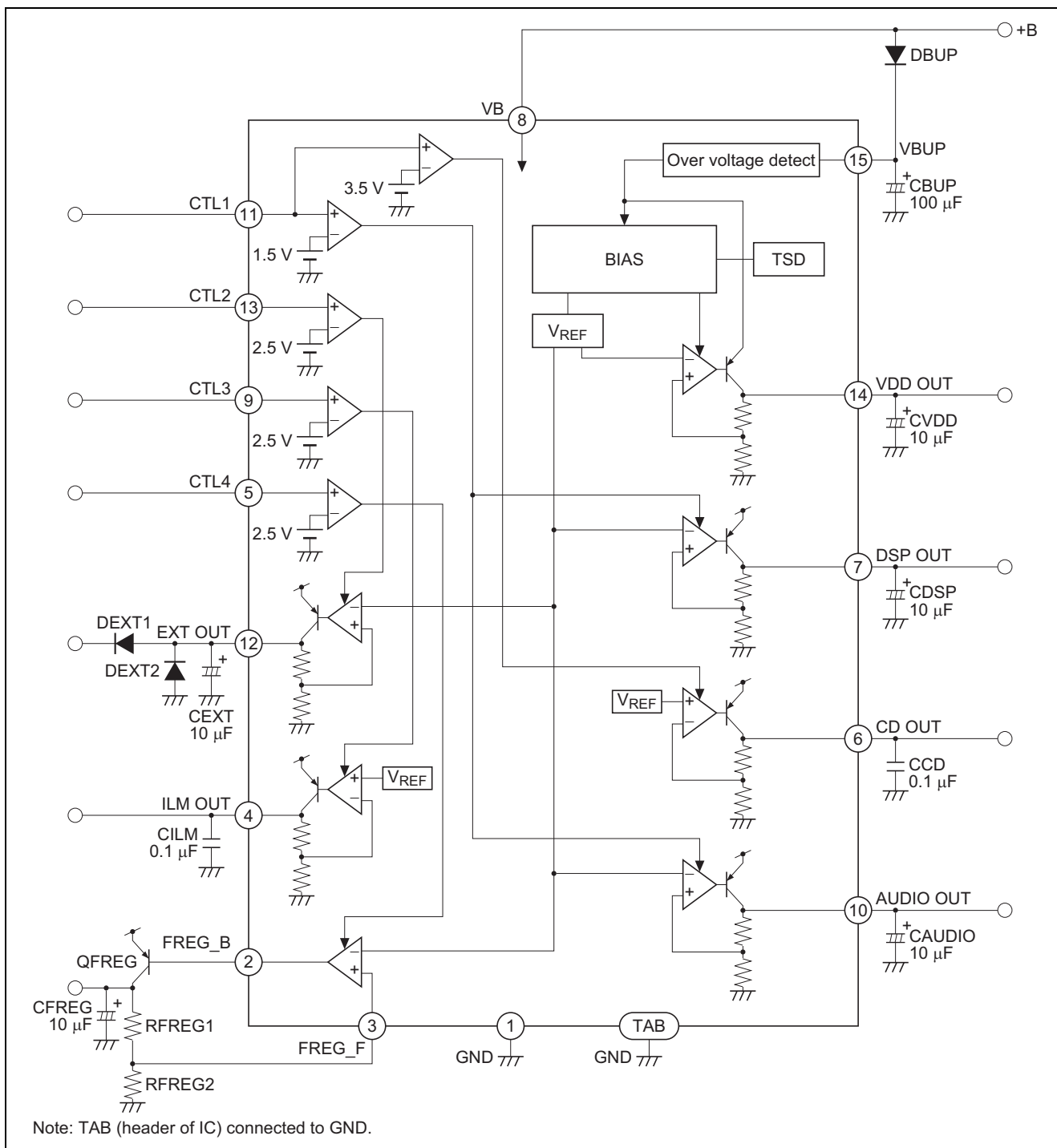
Equivalent Circuit



Timing Chart



Block Diagram



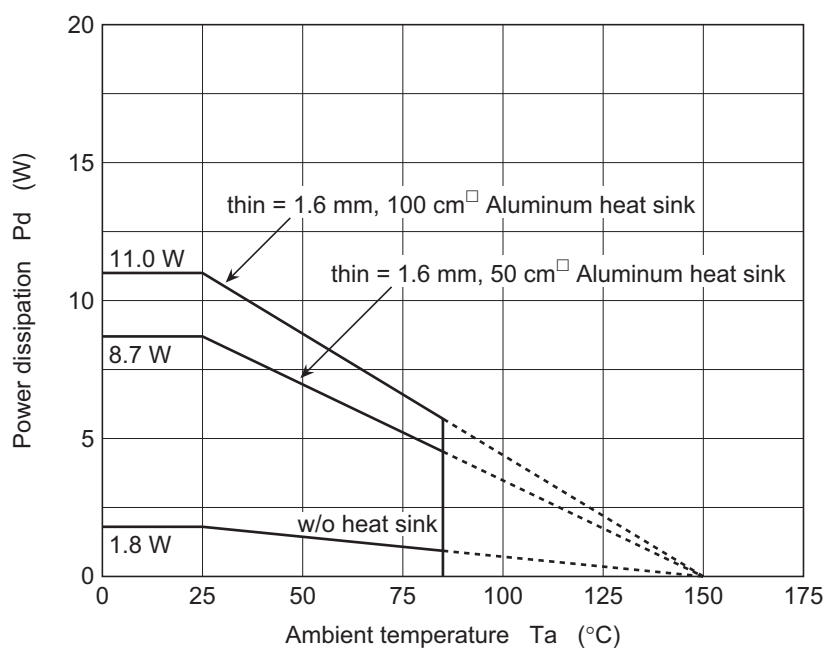
Absolute Maximum Ratings

(Ta = 25°C)

Item	Symbol	Rating	Unit	Note
Operating power supply voltage 1	Vcc1	19	V	
Operating power supply voltage 2	Vcc2	24	V	1
Peak voltage	Vcc(PEAK)	50	V	2
Power dissipation	Pd	36	W	3
Junction temperature	Tj	150	°C	
Operating temperature	Topr	-40 to +85	°C	
Storage temperature	Tstg	-55 to +125	°C	

Notes: Recommended power supply voltage range 10 to 16 V.

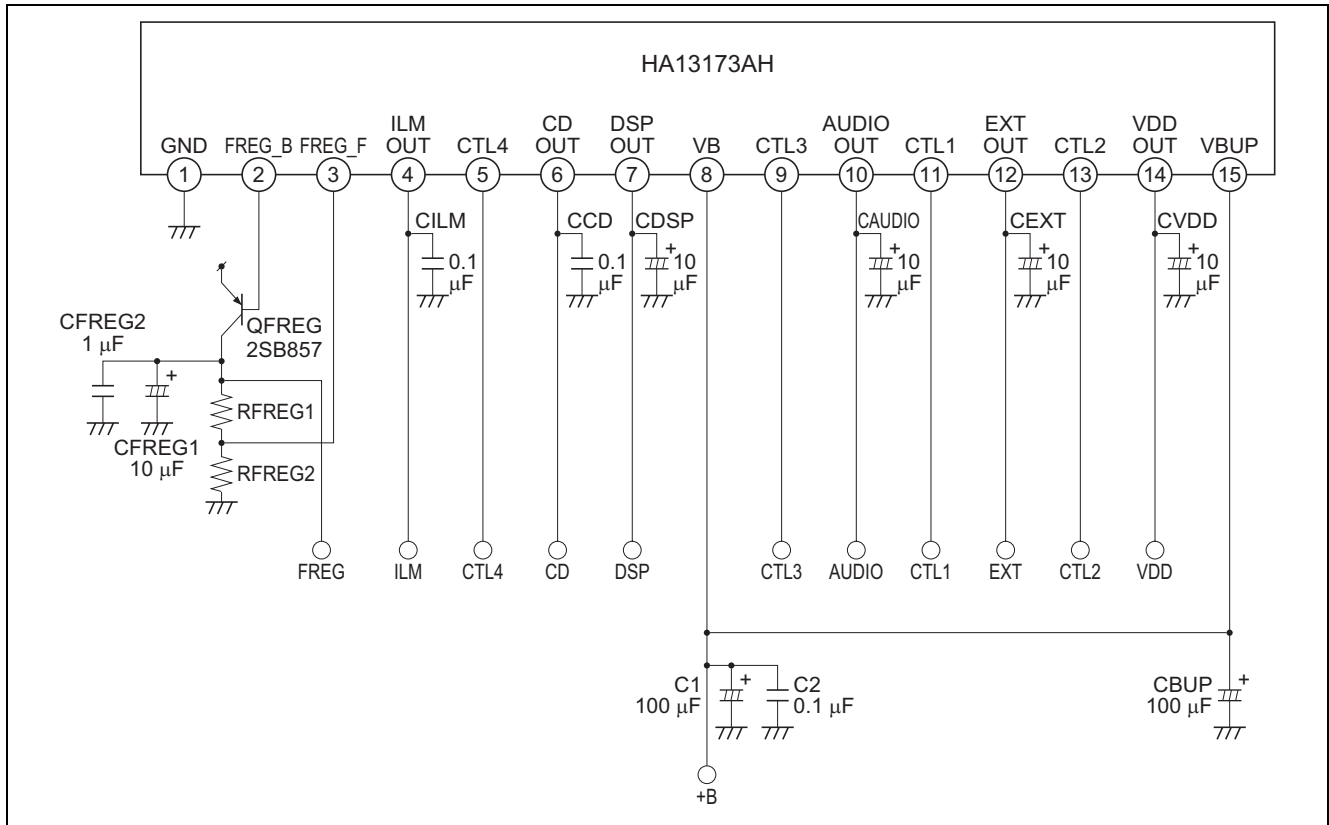
1. Applied time is less than 60 s.
2. Surge pulse as input.
3. Ta = 25°C. : Permissible power dissipation when using a heat sink of infinite area. Refer to the derating curves below.



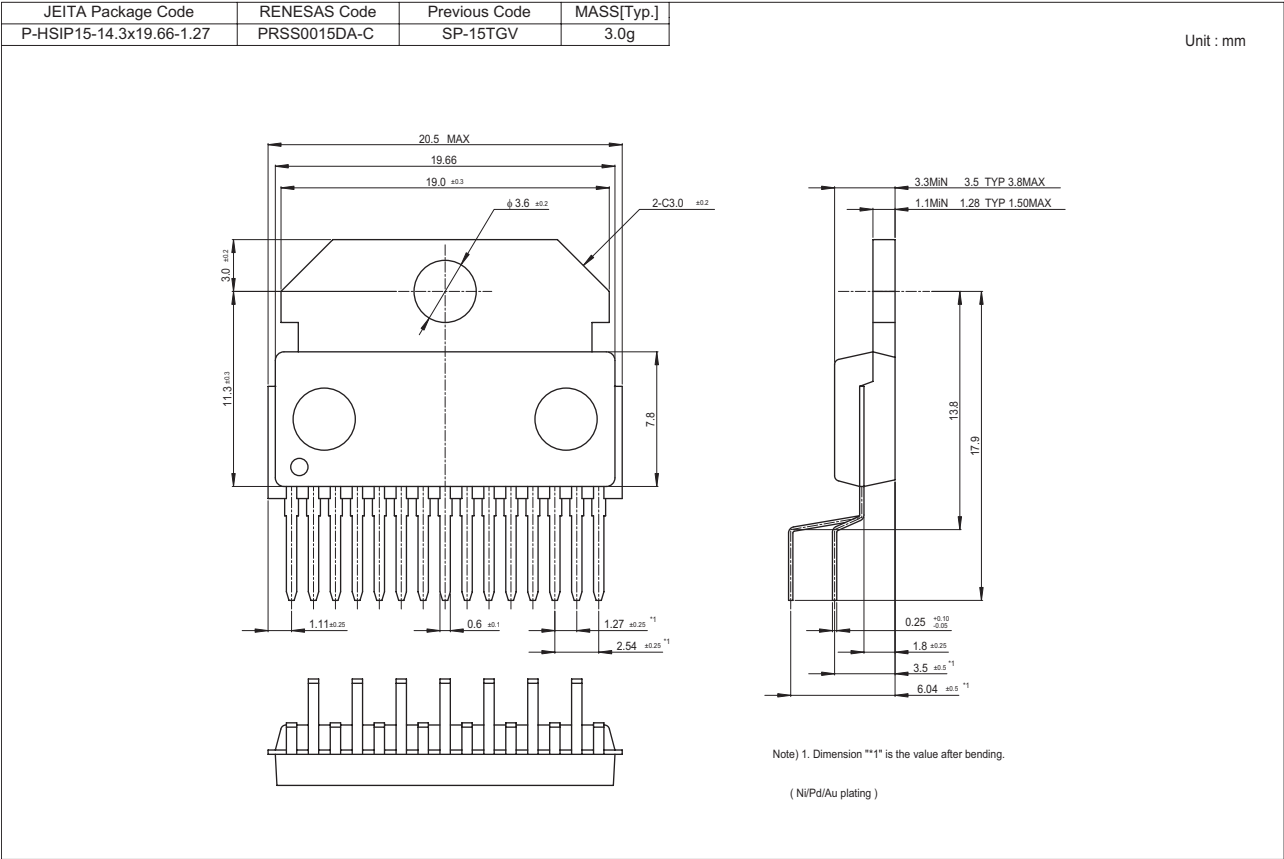
Electrical Characteristics

Item		Symbol	Min	Typ	Max	Unit	Test Condition
Standby current		IST	—	65	100	μA	CTL1, 2, 3, 4 = 0 V
CTL1 L level (DSP, AUDIO, CD OFF)		VC1L	0.0	—	1.0	V	
CTL1 M level (DSP, AUDIO ON, CD OFF)		VC1M	2.0	—	3.0	V	
CTL1 H level (DSP, AUDIO, CD ON)		VC1H	4.0	—	6.0	V	
CTL2 L level (EXT OFF)		VC2L	0.0	—	2.0	V	
CTL2 H level (EXT ON)		VC2H	3.0	—	6.0	V	
CTL3 L level (ILM OFF)		VC3L	0.0	—	2.0	V	
CTL3 H level (ILM ON)		VC3H	3.0	—	6.0	V	
CTL4 L level (FREG OFF)		VC4L	0.0	—	2.0	V	
CTL4 H level (FREG ON)		VC4H	3.0	—	6.0	V	
VDD OUT	Output voltage	Vo1	4.75	5.00	5.25	V	Io1 = 160 mA
	Voltage regulation	ΔVo11	—	10	50	mV	Vcc = 10 to 16 V, Io1 = 160 mA
	Load regulation	ΔVo12	—	50	100	mV	Io1 = 0 to 160 mA
	Minimum I/O voltage differential	ΔVo13	—	0.4	0.9	V	Io1 = 160 mA
	Output current capacity	Io1	200	400	—	mA	Vo1 ≥ 4.7 V
	Ripple rejection ratio	SVR1	45	55	—	dB	f = 100 Hz, Io1 = 160 mA
CD OUT	Output voltage	Vo2	7.6	8.0	8.4	V	Io2 = 1.0 A
	Voltage regulation	ΔVo21	—	40	100	mV	Vcc = 10 to 16V, Io2 = 1.0 A
	Load regulation	ΔVo22	—	70	150	mV	Io2 = 10m to 1.0 A
	Minimum I/O voltage differential	ΔVo23	—	1.0	1.5	V	Io2 = 1.0 A
	Output current capacity	Io2	1.3	2.0	—	mA	Vo2 ≥ 7.6 V
	Ripple rejection ratio	SVR2	40	50	—	dB	f = 100 Hz, Io2 = 1.0 A
AUDIO OUT	Output voltage	Vo3	8.1	8.4	8.7	V	Io3 = 400 mA
	Voltage regulation	ΔVo31	—	30	90	mV	Vcc = 10 to 16 V, Io3 = 400 mA
	Load regulation	ΔVo32	—	100	200	mV	Io3 = 10 to 400 mA
	Minimum I/O voltage differential	ΔVo33	—	0.4	0.9	V	Io3 = 400 mA
	Output current capacity	Io3	500	850	—	mA	Vo3 ≥ 8.1 V
	Ripple rejection ratio	SVR3	45	50	—	dB	f = 100 Hz, Io3 = 400 mA
DSP OUT	Output voltage	Vo4	3.1	3.3	3.5	V	Io4 = 200 mA
	Voltage regulation	ΔVo41	—	40	100	mV	Vcc = 10 to 16 V, Io4 = 200 mA
	Load regulation	ΔVo42	—	50	100	mV	Io4 = 0 to 200 mA
	Output current capacity	Io4	250	500	—	mA	Vo4 ≥ 3.1 V
	Ripple rejection ratio	SVR4	45	55	—	dB	f = 100 Hz, Io4 = 200 mA
ILM OUT	Output voltage	Vo5	8.0	8.4	8.8	V	Io5 = 400 mA
	Voltage regulation	ΔVo51	—	40	100	mV	Vcc = 10 to 16 V, Io5 = 400 mA
	Load regulation	ΔVo52	—	70	150	mV	Io5 = 10 to 400 mA
	Minimum I/O voltage differential	ΔVo53	—	1.0	1.3	V	Io5 = 400 mA
	Output current capacity	Io5	500	900	—	mA	Vo5 ≥ 8.0 V
	Ripple rejection ratio	SVR5	40	50	—	dB	f = 100 Hz, Io5 = 400 mA
EXT OUT	Minimum I/O voltage differential	ΔVo61	—	0.6	1.0	V	Vcc = 10 to 16 V, Io6 = 480 mA
	Load regulation	ΔVo62	—	200	400	mV	Io6 = 10 to 480 mA
	Output current capacity	Io6	600	900	—	mA	Vo61 ≤ 1.0 V
FREG OUT	FREG_F Output voltage	VFF7	1.17	1.23	1.29	V	Iload (external PNP) = 400 mA
	FREG_F Voltage regulation	ΔVFF71	—	10	25	mV	Vcc = 10 to 16 V, Iload = 400 mA
	FREG_F Load regulation	ΔVFF72	—	10	25	mV	Iload = 10 to 400 mA
	FREG_B Output current capacity	IFB7	30	30	—	mA	VFF ≥ 1.17 V
	FREG_F input bias current	IFF7	—	50	300	nA	

Evaluation Circuit



Package Dimensions



Notes:

1. This document is provided for reference purposes only so that Renesas customers may select the appropriate Renesas products for their use. Renesas neither makes warranties or representations with respect to the accuracy or completeness of the information contained in this document nor grants any license to any intellectual property rights or any other rights of Renesas or any third party with respect to the information in this document.
2. Renesas shall have no liability for damages or infringement of any intellectual property or other rights arising out of the use of any information in this document, including, but not limited to, product data, diagrams, charts, programs, algorithms, and application circuit examples.
3. You should not use the products or the technology described in this document for the purpose of military applications such as the development of weapons of mass destruction or for the purpose of any other military use. When exporting the products or technology described herein, you should follow the applicable export control laws and regulations, and procedures required by such laws and regulations.
4. All information included in this document such as product data, diagrams, charts, programs, algorithms, and application circuit examples, is current as of the date this document is issued. Such information, however, is subject to change without any prior notice. Before purchasing or using any Renesas products listed in this document, please confirm the latest product information with a Renesas sales office. Also, please pay regular and careful attention to additional and different information to be disclosed by Renesas such as that disclosed through our website. (<http://www.renesas.com>)
5. Renesas has used reasonable care in compiling the information included in this document, but Renesas assumes no liability whatsoever for any damages incurred as a result of errors or omissions in the information included in this document.
6. When using or otherwise relying on the information in this document, you should evaluate the information in light of the total system before deciding about the applicability of such information to the intended application. Renesas makes no representations, warranties or guaranties regarding the suitability of its products for any particular application and specifically disclaims any liability arising out of the application and use of the information in this document or Renesas products.
7. With the exception of products specified by Renesas as suitable for automobile applications, Renesas products are not designed, manufactured or tested for applications or otherwise in systems the failure or malfunction of which may cause a direct threat to human life or create a risk of human injury or which require especially high quality and reliability such as safety systems, or equipment or systems for transportation and traffic, healthcare, combustion control, aerospace and aeronautics, nuclear power, or undersea communication transmission. If you are considering the use of our products for such purposes, please contact a Renesas sales office beforehand. Renesas shall have no liability for damages arising out of the uses set forth above.
8. Notwithstanding the preceding paragraph, you should not use Renesas products for the purposes listed below:
 - (1) artificial life support devices or systems
 - (2) surgical implantations
 - (3) healthcare intervention (e.g., excision, administration of medication, etc.)
 - (4) any other purposes that pose a direct threat to human lifeRenesas shall have no liability for damages arising out of the uses set forth in the above and purchasers who elect to use Renesas products in any of the foregoing applications shall indemnify and hold harmless Renesas Technology Corp., its affiliated companies and their officers, directors, and employees against any and all damages arising out of such applications.
9. You should use the products described herein within the range specified by Renesas, especially with respect to the maximum rating, operating supply voltage range, movement power voltage range, heat radiation characteristics, installation and other product characteristics. Renesas shall have no liability for malfunctions or damages arising out of the use of Renesas products beyond such specified ranges.
10. Although Renesas endeavors to improve the quality and reliability of its products, IC products have specific characteristics such as the occurrence of failure at a certain rate and malfunctions under certain use conditions. Please be sure to implement safety measures to guard against the possibility of physical injury, and injury or damage caused by fire in the event of the failure of a Renesas product, such as safety design for hardware and software including but not limited to redundancy, fire control and malfunction prevention, appropriate treatment for aging degradation or any other applicable measures. Among others, since the evaluation of microcomputer software alone is very difficult, please evaluate the safety of the final products or system manufactured by you.
11. In case Renesas products listed in this document are detached from the products to which the Renesas products are attached or affixed, the risk of accident such as swallowing by infants and small children is very high. You should implement safety measures so that Renesas products may not be easily detached from your products. Renesas shall have no liability for damages arising out of such detachment.
12. This document may not be reproduced or duplicated, in any form, in whole or in part, without prior written approval from Renesas.
13. Please contact a Renesas sales office if you have any questions regarding the information contained in this document, Renesas semiconductor products, or if you have any other inquiries.



RENESAS SALES OFFICES

<http://www.renesas.com>

Refer to "<http://www.renesas.com/en/network>" for the latest and detailed information.

Renesas Technology America, Inc.

450 Holger Way, San Jose, CA 95134-1368, U.S.A
Tel: <1> (408) 382-7500, Fax: <1> (408) 382-7501

Renesas Technology Europe Limited

Dukes Meadow, Millboard Road, Bourne End, Buckinghamshire, SL8 5FH, U.K.
Tel: <44> (1628) 585-100, Fax: <44> (1628) 585-900

Renesas Technology (Shanghai) Co., Ltd.

Unit 204, 205, AZIA Center, No.1233 Lujiazui Ring Rd, Pudong District, Shanghai, China 200120
Tel: <86> (21) 5877-1818, Fax: <86> (21) 6887-7898

Renesas Technology Hong Kong Ltd.

7th Floor, North Tower, World Finance Centre, Harbour City, 1 Canton Road, Tsimshatsui, Kowloon, Hong Kong
Tel: <852> 2265-6688, Fax: <852> 2730-6071

Renesas Technology Taiwan Co., Ltd.

10th Floor, No.99, Fushing North Road, Taipei, Taiwan
Tel: <886> (2) 2715-2888, Fax: <886> (2) 2713-2999

Renesas Technology Singapore Pte. Ltd.

1 Harbour Front Avenue, #06-10, Keppel Bay Tower, Singapore 098632
Tel: <65> 6213-0200, Fax: <65> 6278-8001

Renesas Technology Korea Co., Ltd.

Kukje Center Bldg. 18th Fl., 191, 2-ka, Hangang-ro, Yongsan-ku, Seoul 140-702, Korea
Tel: <82> (2) 796-3115, Fax: <82> (2) 796-2145

Renesas Technology Malaysia Sdn. Bhd

Unit 906, Block B, Menara Amcorp, Amcorp Trade Centre, No.18, Jalan Persiaran Barat, 46050 Petaling Jaya, Selangor Darul Ehsan, Malaysia
Tel: <603> 7955-9390, Fax: <603> 7955-9510

Find price and stock options from leading distributors for HA13173AH on Findchips.com:

<https://findchips.com/search/HA13173AH>

Find CAD models and details for this part:

<https://findchips.com/detail/ha13173ah/Renesas-Electronics-Corporation>